


# PREPARING PETS FOR EMERGENCY

## Tips for Keeping Your Fur Family Safe




### Food & Water

Store enough unexpired food and water for three days per pet (and don't forget water and food bowls or a can opener if feeding wet food)



### Medications

Label with pet's name, dosage and instructions for administering the medication




### Pet ID

Keep medical records, including vaccination history and rabies registration, photo(s) and microchip number in a waterproof bag, and store information in the cloud, too




### Toileting

Gather up a disposable kitty litter pan and scooper, puppy pads, poo bags, hay, etc.



### First Aid & Grooming

Assemble bandages and tape, pet-friendly wound care antiseptic, nail clippers, brush, bathing wipes, etc.



### Secure & Comfortable Transport

Get a lightweight carrier and/or secure pen, collar with current contact information including microchip registration number, harness, etc. for your pet(s) and include a favorite toy, blanket or other item to help calm them down if they get anxious



### Pet-friendly Shelter(s)

Make a list of where you and your pet(s) can seek temporary shelter if you must evacuate your home



### Meet-Up Plans

Communicate with family and friends so the group knows where everyone (including pets) will meet in the event of an emergency

The above information is adapted from an ASPCA emergency preparedness checklist, is not an exhaustive list, should not be construed of any sort of specific advice and is made available for general informational purposes only.



Celebrating Over 25 Years of Helping Keep People and Their Beloved Pets Together

Learn more at [www.phinneys.org/mission](http://www.phinneys.org/mission)

